

Teacher/Adult's Side (1)

Liverpool Biennial

KS1 Science – Natural or Not?

The Learner will think about what makes some things artificial and some things natural. They will use this to then think about which categories humans fit in to, and how this might change the way we treat nature.

Estimated time = 30 mins

Curriculum Extract:

Working scientifically

Pupils should be taught to:

- Ask simple questions and recognising that they can be answered in different ways
- Identify and classify
- Use their observations and ideas to suggest answers to questions
- Gather and record data to help in answering questions
- Explore and compare the differences between things that are living, dead, and things that have never been alive

Everyday materials

- Distinguish between an object and the material from which it is made
- Identify and name a variety of everyday materials, including wood, plastic, glass, metal, water, and rock
- Describe the simple physical properties of a variety of everyday materials
- Compare and group together a variety of everyday materials on the basis of their simple physical properties.

Key terms:

- **Sculpture** – A sculpture is an artwork that is 3D (three-dimensional – an object rather than a drawing or painting). Sculptures can be made by carving, modelling or placing materials together. They can be made out of stone, wood, clay or any other material the artist wants to use!
- **Installation** – Installation art is a style of art that uses three-dimensional objects.
- **Nature** – Nature is the physical world and everything in it that's not made by people.
- **Man-made** – Something that is made or caused by humans. For example, a pencil is made by humans.
- **Artificial** – Another word for something that is man-made.
- **Natural** – Something that is not made or caused by humans. For example, plants and trees are natural as they are not made by humans.
- **Environment** – The environment is everything around us. All our surroundings including the air, soil, water, plants, and animals make up the environment.

Children/Learner's Side (1)

KS1 Science - Natural or Not?

Liverpool Biennial

Artist: Roland Persson

LB2021 Project:



Roland Persson presents drawings and an installation at Bluecoat, which you can now visit at Bluecoat Gallery. Persson creates sculptures which make us think about our relationship with plants and nature.



Here is a picture of one of Roland Persson's artworks. It is made up of lots of different objects. How many different things can you see?

Instructions:

1. Search around your home, garden, classroom or playground – wherever you are! Look for things that are man-made (artificial) and things that are natural (not man-made).
2. Sort them into the table on page 3. You can either write the name of the things or draw the things.
3. Once you have sorted them, think about what is the same between all of the man-made things. What makes them man-made?
4. Think about what is the same between all the natural things. What makes them natural?
5. Now think about what is different between natural things and man-made things.
6. Talk with a grown-up or a friend about the questions below:
 - Why is it important to look after natural things?
 - Where do you think you fit into on this table and why?
 - What is the same and different about humans and the natural things you found?
 - Why is it important to look after nature and our environment?
7. Look at the photograph of Roland Persson's artwork on page 5. Do you think this object is man-made or natural? Why do you think this? The answer is hidden at the bottom of the page, upside down! Were you right?




KS1 Science – Natural or Not?

Liverpool
Biennial

Man-made objects


Natural objects



Liverpool Biennial

KS1 Science - Natural or Not?

Are these objects natural or man-made? Talk about your ideas with a grown-up or a friend. Do they agree with you? Turn the page upside down to see if you were right!



These objects are man-made! They may look like plants, which are natural to the Earth, however they were made by artist Roland Persson, using silicone - a man-made material that is similar to rubber! Why do you think he made the artwork, which looks like a natural plant, out of a man-made material?